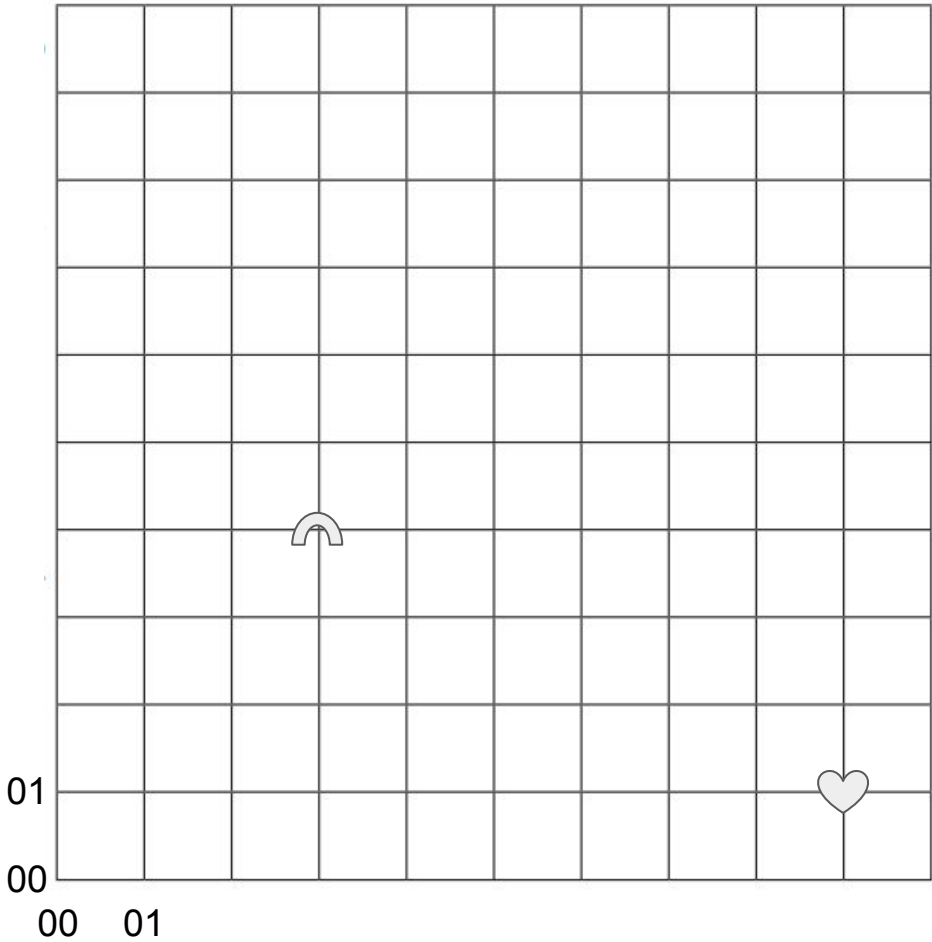




Hansel & Gretel's map to find home

Children draw on the landmarks, use your own symbols, and then work out where you are & use this map find home. Dad x P.S. Mark double digit references on each line, then remember 4 figure grid references are across number then up number.



- | | | | | | |
|------------------|---|---------|-----------|---|---------|
| Home |  | (09,01) | Rainbow |  | (03,04) |
| Witch house | | (05,05) | Old oak | | (08,04) |
| Grandma's | | (02,07) | Post box | | (09,03) |
| Silver birch | | (06,03) | 3 bears | | (06,07) |
| Wolf den | | (04,08) | Tuffet | | (01,08) |
| Jack & Jill Hill | | (05,09) | Tower | | (04,07) |
| Water well | | (01,06) | Castle | | (07,02) |
| Big pumpkin | | (00,00) | Beanstalk | | (02,09) |
| Town clock | | (05,04) | Pond | | (05,06) |
| Police station | | (01,02) | Shop | | (00,05) |